



CORNWALL
ASSOCIATION OF
WOODTURNERS



November 2023

Dear Members,

Welcome to the latest edition of our Woodturning Club newsletter.
Just the one contribution this month - Thank you to Keith Appleby.

In this months Edition

Your Committee

TOTY Rules and this months winning entries
Pepperpots - photos from this months workshop

Club nights and demo days info

Members contribution - Keith Appleby

Latest and forthcoming events

100 Club report from Brian Hobbs

PPE awareness by Nick Dodge

Updated woodshop contents and prices

Classified Ads

Current C.A.W Committee 2023 - 2024.

Name	Email	Phone
Dave Chamberlain	caw_enquiries@outlook.com	07798 712395
Nick Dodge	nickdodge@hotmail.com	07532 206823
Chris Gladwell	chris@chrisgladwell.co.uk	07967 968556
Mary Murfin	marymurfin1@gmail.com	07790 986105
Brian Hobbs	brian.hobbs@mjmedical.com	07818 401590
Dave Frost	daveyfrost@hotmail.co.uk	07485 425022
David Evans	evans3518@outlook.com	07817 623336
David Sadler	davidsadler0504@gmail.com	07966 303365
Jonathan Nicholls	jonathan.nicholls@sky.com	07786 015938
Morag Clark	moragclarkms@gmail.com	07484 313183

Chairman	Dave Chamberlain
Vice Chairman	Nick Dodge
Secretary	Mary Murfin
Treasurer	Chris Gladwell

Membership & Communications

Membership Secretary	Mary Murfin
Website	Pete Stubbs
Data Protection Officer	Jonathon Nicholls
Child Protection Officer	Jonathon Nicholls
Magazine Editor	Pete Stubbs

Workshop

Health & Safety Officer	Nick Dodge
Workshop Manager	David Sadler

Club Shop

Shop Manager	David Evans
Shop Assistants:	Ron Ashenden
	Colin Gooch
	Steve Snell
	Lawrence Moody

Events and Fundraising

Events Coordinator External	Jonathon Nicholls
Events Coordinator Internal	Morag Clark
Charity Liaison Officer	Brian Hobbs
Raffle/Fundraising Co-ordinator	Brian Hobbs
TOTY & Trophies Co-ordinator	Sue Butler
AVI Equipment setup & operate	Graham Murfin
Catering	Vicky Thomas
Caretaker	Lawrence Moody

Tutors

Mike Hosking, Terry Edwards, Gary Finnemore, Jim Davies,
Dave Chamberlain, Dave Sadler, Sue Butler, Lawrence Moody,
Colin Gooch

Turner Of The Year (TOTY) Runs from November to October



Categories for Beginners, Novice, Intermediate and Advanced.

January - Box - Any turned item with a lid

February - Natural Edge Bowl - A turned bowl with a natural edge

March - Goblet - A drinking vessel with a stem

April - Open - Any turned item

May - Hollow Form - A hollow item where the inside has been turned blind

June - Miniature & *Collaboration* A turned item that when complete fits inside a 35mm film case *Collaboration* - see below

July - Toy - A turned item allowing you to use your imagination

August - Platter - A shallow plate, flat for at least 3/4 across the inside base

September - Bowl - A bowl turned from any wood

October - Decorated Turned Item - A turned item decorated in any way

November - Matching Pair - A pair of turned items of the same size

December - Open, *Collaboration Trophy* & *Christmas Trophy*
Open - Any turned item *Collaboration Trophy* and *Christmas Trophy*
see below

Collaboration Trophy in June and December - An item undertaken by 2 or more members from different categories: Junior, Beginner, Novice, Intermediate and Advanced (Guild)

Christmas Trophy

'AN OBJECT WITH WHEELS' is this years Christmas Trophy competition, For which there can only be one winner.

At least part made on a lathe. - All entries will be put to the test!!!

Medal winners for October 2023
'DECORATED TURNED ITEM'

ADVANCED CATEGORY



Gold Medal to Mike Hosking



Silver Medal to Dave Cusick



Bronze Medal to Sue Butler



Medal winners for October 2023
'DECORATED TURNED ITEM'

INTERMEDIATE CATEGORY



Gold Medal to Pete Stubbs



Silver Medal to Morag Clark



Nothing entered for Bronze

Medal winners for October 2023
'DECORATED TURNED ITEM'

NOVICE CATEGORY



Gold Medal to Chris Glanville



Silver Medal to
Martin Holmes



Bronze Medal to
Brian Hobbs



Medal winners for October 2023
'DECORATED TURNED ITEM'


BEGINNER CATEGORY

**NO ENTRIES
PLACED IN THIS CATEGORY
THIS MONTH**

Club Nights.



For October's Club Night we were treated to a demonstration on the making of pepperpots by Gary Finnemore

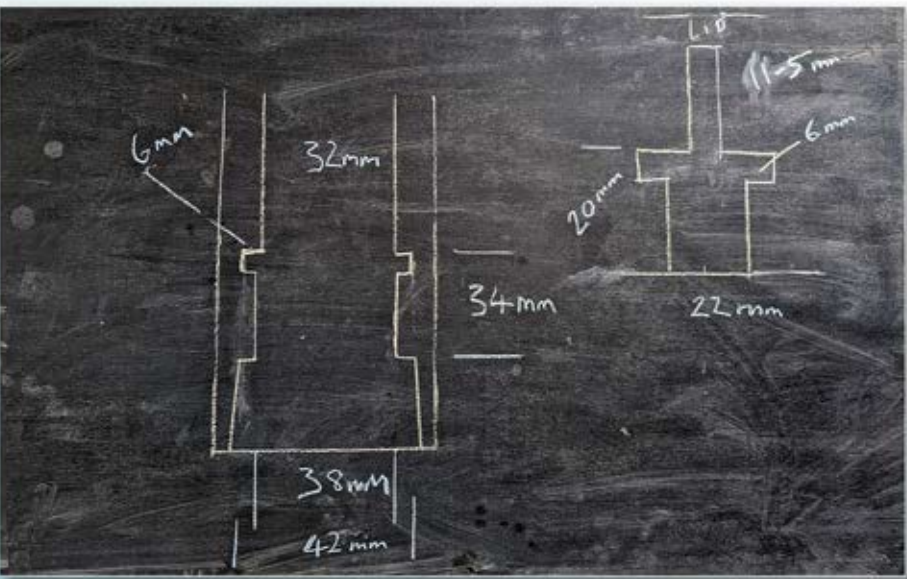


This included lots of examples and plans and even several of Gary's own hand drawn plans.



Detailed information regarding the turning and construction of the mills including all the measurements vital to getting it right.





And for those who missed it - here are Gary's measurements.



Thank you to Gary for a very interesting insight into the making of pepperpots

Club Nights.

Held on the last Friday of the month. Be at the club before the gate shuts at 7pm. Demonstrations - Talks - TOTY - Raffle - Shop - Food

Ideas for next year please. What are members interested in?

Ideas so far are -

Sharpening / carving / shepherd crooks/ trees and diseases.

Morag Clark (events coordinator) is looking forward to hearing your ideas and suggestions of who she should ask to do demos.

Ideas for 2024 Saturday demos also welcome.

24th November - 'SCREW TOPS' by Dave Cusick.

Dave is a newer member who is a registered professional turner

TOTY subject of the month is 'Matching pair'.



Demo Days.

Usually held twice a year. We invite professional turners from across the country to come to the club and demonstrate.

This month's contribution from Keith Appleby:

I very rarely used kiln dried pre prepared wood due to my liking for interesting pattern and natural forms.

This means that I often use wood which has a variety of inclusions, splits or fractures and therefore presents particular problems in keeping pieces together and stopping flying pieces of timber adding to the various dents and holes in the shed ceiling and walls.

The structural integrity of the wood often decides the direction I take in developing a piece. A recent piece involved a particularly challenging piece of ash with some interesting figuring.

Fig 1 shows the initial piece marked out to show where I want to make cuts with the bandsaw prior to turning the piece.



Once I had started to cut the wood with the bandsaw I noticed cracks on either side which looked as if they went through the majority of the piece making turning potentially difficult if not dangerous.




Fig 2 shows the cracks in the upper third of the piece.

Exploring the cracks meant that a large chunk parted from the main piece. I could have tried to turn the piece having taken off the offending lump which would have made it very unbalanced and therefore, hard work turning.

I decided to screw the section to the main piece in order to turn it and then take it apart at a later date.



Fig 3 shows two of the four 3 inch screws I used to hold it together while I turned it.

Thankfully nothing flew off and the walls and ceiling of the shed remained intact.

Next in the process was the carving in the centre of the piece



and sanding and finishing the surface of the work.

This was done with the work still in one piece, still screwed together and enabling me to see what it would look like as a whole.

I had decided that ultimately I would separate the the two pieces as I thought that it looked like a piece of ancient masonry, perhaps something from a ruin of a church or temple.

I had ancient ruins in my mind when I was working on the piece and I feel that the final result has the feel of an old building.



The moral of this tale is to look carefully at the wood you are using especially if there are significant cracks appearing. Think about how you want the piece to look and try to keep the work balanced to make working on it both easier and safer.

**DON'T
FORGET!**

There are very few things that Wheal Jane ask of us,



So please adhere to this one..



Friday 24th November 7 p.m.

Club Night Demonstration 'SCREW TOPS' by Dave Cusick.
the TOTY is a 'MATCHING PAIR' - Pair of items the same size.
RAFFLE - (£1 for 5 tickets)Free cake and drinks.
Shop open as usual.

Thursday 14th December

Last turning session before Christmas

Friday 15th December 7 p.m.

CLUB NIGHT SOCIAL

3 competitions

1. TOTY: 'OPEN' - Any turned item.

2. 'COLLABORATION TROPHY' - An item undertaken by 2 or more members from different categories: Junior, Beginner, Novice, Intermediate and Advanced (Guild)

3. 'CHRISTMAS TROPHY' - 'AN OBJECT WITH WHEELS'!

At least part made on a lathe.

N.B. All entries will be put to the test!!!

RAFFLE - (£1 for 5 tickets)Finger buffet supper contributed by members.
Free drinks.
Shop open as usual.

Monday 8th January 2024

New Year Turning Sessions commence

Just a formal notification of the 100 Club winners as follows:-

1st prize = David Evans @ £87.00

2nd prize = Lawrence Moody @ £36.25

3rd prize = Brian Hobbs @ £21.75

A total of 29 tickets were sold in the short time the fund was launched. So that leave a further 71 "Lucky Numbers" still available for the December draw. So make your Christmas dreams come true and "Stop me and buy one (or 2, or 3, or 4, or more)" to increase your chance of winning.

Entry forms are in the club rest room or just contact Brian Hobbs on brian.hobbs@mjmedical.com and he will send you the necessary documents.

Remember 50% of the take goes to the Club charity for the year!!

Best Regard
Brian



PPE Awareness from Nick Dodge,
CAW Health and Safety Officer.

PPE Awareness

At times like this when we do not want to wear too much it is all too easy to discard what we would normally wear for our protection and wellbeing, so I thought I would give you all a reminder of what Personal Protective Equipment (PPE) is required when turning in the club and why.

Although equipment needs to be to specific standards, it is for the individual to select their own PPE.

Respiratory Protection- A suitable close fitting P3 mask should be worn to prevent the inhalation of respirable dust, this is of particular concern when working with hard woods, many of which are carcinogenic.

Eye Protection- Suitable eye protection should be worn to prevent both dust and larger shavings from entering the eye. Ideally this should be to EN166 standard to ensure it also provides some protection from impact.

Hearing Protection- Where noise levels exceed certain levels, some form of PPE should be worn to protect your hearing. In industry an employer has to provide hearing protection when the background noise level reaches 80dB, when that noise level reaches 85dB the hearing protection has to be worn.

Most of the activities within the club workshop do not generate a noise level where protection would be required, however, you need to be aware that when the bandsaw and extractor are in operation the noise level can exceed 90dB.

Also occasionally, fairly high noise levels are created when particular turning activities are being carried out.



PPE Awareness - Continued.

As well as the specific types of equipment mentioned on the previous page, it is very important that we also consider the rest of our body.

Gloves- Gloves should not be worn when using any form of rotating equipment. This is to prevent the possibility of a glove catching on the wood being turned or the chuck, resulting in the operative's hand being drawn into and around the wood or chuck.

Clothing- It is recommended that suitable clothing which covers the arms and legs is worn. If not wearing a smock the top should be close fitting ensuring there is nothing liable to be caught which may lead to the operative being drawn in.

If wearing a short-sleeved smock, you should not wear anything else on the arms.

You should also cover your legs for protection from flying debris, sharp tools and collision with fixed equipment or other obstacles.

Shoes- Shoes must be substantial and fully enclosed and ideally should be safety footwear. This is to provide protection from anything being dropped, shaving from your turning activity and also from anything else which may be on the floor whilst you move around the workshop.

Additionally, no jewellery should be worn on the fingers or wrist, this is to remove the possibility of the jewellery being caught with significant consequences for the wearer.

The only exception to this is where you do not want to remove a wedding ring, in this case it should be covered with tape to minimise the possibility of it being caught.

I hope no one ever sustains an injury whilst turning.

Protecting yourself in line with the above will go some way to ensuring you do not.

Happy turning

Nick Dodge
CAW Health & Safety





ITEM	SIZE/COLOURS	PRICE
WOOD BLANKS	Various types and sizes including pen blanks***	***From £1.50
ABRASIVES & ACCESSORIES		
Mirka Abranet	70 x 125 Mixed Pack (80, 120, 180, 240, 320, 400 Grits)	£4.00 per pack
	80 Grit: single pieces	£1.00 each
Hook & Loop	150mm x 0.5m - 6 x Mixed Grits	£9.40 per pack
J Flex	115mm x 1m - 80, 100, 120, 180, 240, 320, 400, 600 Grits	£3.00 each grit
Mirka Carat Flex	115mm x 0.5m - 180, 240, 320, 400 Grits	£0.80 each grit
Nyweb		£0.50
Sanding Paddle		£8.20
Interface Pad	70mm x 200mm	£7.00
Mirka Backing Pad	10mm	£10.00
Robert Sorbey Pro-Edge Abrasive Belts	Ceramic: 80 grit or 120 grit Aluminium Oxide: 180 or 240 grit	£4.85 each £2.50 each
FINISHING PRODUCTS		
CHE STAIN		
Cellulose Sanding Sealer	Spray	£9.00
Cellulose Sanding Sealer	500ml Can	£10.80
Acrylic Sanding Sealer	Spray	£8.10
Woodwax 22	450ml Clear	£11.00
	450 ml Medium Brown, Golden Brown, Mellow Brown	£10.25 each
Liming Wax	450ml	£12.00
Microcrystalline Wax	225ml	£11.40
Cu'N Polish	225ml	£14.00
Hard Wax Oil	500ml Gloss or Satin	£16.50
Ebonising Lacquer	400ml Acrylic Spray	£8.50
Burnishing Cream	500ml	£13.20
Fricton Polish	500ml	£16.20
Tung Oil	500ml	£10.80
Lemon Oil	500ml	£10.80
Finishing Oil	500ml	£10.20
End Seal	1.050ml	£9.90
Spray Lacquer	400ml Acrylic: Gloss or Satin 400ml Melamine: Gloss	£8.10 £9.00
Spirit Stain	25ml Golden or Mid Oak - Brown, Red, Light or Antique Mahogany	£1.50 each
" "	25ml Teak, Pine, Rosewood or Yew	£1.50 each
" "	12 x 25ml Pack of Mixed Colours	£15.50
OTHER		
Club Mix Cellulose Sanding Sealer	1 Litre (Diluted 50/50)	£7.00
Food Safe Chopping Board Oil	Natural (no additives)	£4.00
CA Glue	20g Medium Viscosity	£1.20
" "	50g Medium Viscosity	£4.60
" "	50g Low Viscosity (Thin Grade)	£5.00
Beeswax Stick		£2.25
Liberon Coloured Wax		£3.75
Pitt Type Glue Sticks		£0.75
Hot Melt Glue Sticks		£0.25
Superglue	11mm x 270mm Gorilla, Sealix or Loctite Bostik or Poundland	£5.00 each £1.00 each
PROJECT KITS & ACCESSORIES		
Bud Vase Tubes	Small: Single or Pack of 5 Medium: Single Large: Single	£0.25 or £1.00 £8.20 £9.50
Mini Key Ring Pen Kit	Chrome	£2.75
Cigar Pen Kit	Satin	£4.50
Pen Kits	Slimline	£2.60
Inserts	Slimline	£2.00
Refills	Slimline	£8.50
Yam Tubes	Pack of 4	£2.20
Twist Pen Refills	Blue or Black: Single, Pack of 5 or Pack of 10	£0.50, £1.75 (5) or £4.50 (10)
Pen Bags	Various Colours: Single	£0.60
Pen Boxes	Plastic: Single	£0.50
Candle Cups	Brass: Pack of 4	£6.50
" "	Brass Finish: Single	£1.00
" "	Steel with Bezel: Single	£2.50
" "	Copper Finish: Single	£1.00
" "	Tea Light Cups	£0.75
PROJECT KITS & ACCESSORIES		
Bottle Openers - various finishes		£4.50
Letter Opener		£5.70
Pepper Grinder	6 inches Ceramic	£4.45
Photo/Note Holder		£3.20
Lamp Holder, inc Plate		£5.00
Lamp Holder, inc Plate	Safety Switch Version	£5.50
Letter Opener		£3.00
SUNDRIES		
Safety Glasses		£5.50
Safety Overglasses		£5.50
Empty Squeazy Bottle Dispenser with Nozzle	250ml	£1.00
" "	500ml	£1.50
Face Plate Ring	Charmwood	£13.00

Club Clothing:

Polo shirts - £12.50 +VAT

Sweatshirt - £15.50 +VAT

Full Zip Fleece - £19.95 +VAT

Full Zip Smocks - (Lovells Workwear) - £40 +VAT

Baseball caps @ £9 + VAT.



If you wish to order any of the following (which include embroidery) please email susanbutler29@hotmail.com



Just send your advert to me at webmaster4caw@gmail.com for inclusion in next months mag.



3/4 Skew
£25



£30



External
Shear
Scraper
£35

Please contact Lawrence Moody for more details



Well, that's another month gone!

Next months TOTY is 'MATCHING PAIRS'.

I will be back with next months magazine straight after that.